

# Places to GO...

## Exploring Macclesfield and glorious Gawsworth

Trails, walks and public transport information



### Archive copy only

Please note that some of this  
information is now out of date.

This may include the walking  
route, contact numbers and  
public transport information.




Welcome to GMPTe's 'Places to Go' guide,

# Macclesfield and the Peakland Edge

Scenic views, the silk heritage and an ancient hall

Explore the town and its history, get out and about to glorious Gawsworth - you can do it all by public transport.

Step back in time and find out all about Macclesfield's silk industry and marvel at the medieval wonders of Gawsworth... it's all yours to enjoy with a trip out to Macclesfield by public transport.



## Make it an even better day out

Start your day by stepping onto a bus, train or tram.

You don't need a car to get out there and enjoy yourself! Simply step onto a bus, train or tram and you're on your way to a great day out, by yourself or with friends or family. The adventure begins from the moment you step out of the door.

Greater Manchester has an excellent public transport system that'll take you where you want to go quickly and easily. It's a fun way to get out and about, no-one has to drive so you can all enjoy the journey - and you don't have to worry about traffic jams, getting directions or parking problems. Better still, at the end of the day everyone is free to relax in the pub!

See inside for a handy guide to:

- **Planning your journey** page 10
- **Choosing and buying tickets** page 12
- **Getting more information** page 14

## A stroll around the town centre

The bustling and prosperous town of Macclesfield links the western fringes of the Peak District National Park to the lush pasturelands of the Cheshire Plain. It is largely of the industrial revolution era, with a wealth of contemporary buildings.

Macclesfield has a long and fascinating history, with markets licensed for over 750 years; packhorse trails threaded to the town and busy trading took place in the old market place in front of the imposing **Parish Church of St Michael's**.

Founded in 1278 by Queen Eleanor, wife of King Edward I, the church dominates the town. Much has been rebuilt in more recent times, but at its heart is the marvellous Savage Chapel, with superb medieval alabaster tombs and the unique "Legh Pardon" brass, recording how the virtuous gained a pardon from sins for 26,000 years - and 26 days!

At the north-western edge of the town centre is **West Park Museum** on Prestbury Road, set in a highly traditional town park. The museum is notable for its collection of paintings and etchings by the renowned, locally born wildlife artist Charles Tunnicliffe, and also for its displays of Ancient Egyptian relics, including a child's mummy case, mummified animals and umpteen carved artefacts. There's even a stuffed giant panda here!

*Entry is free. The museum is open afternoons only and closed all day on Mondays. Phone 01625 619831.*


## The Silk Industry Museums - exploring industry, which shaped the town

A thriving silk industry was developed here in Georgian times, causing the town to boom, whilst outlying agricultural villages in the Pennine foothills saw mills developed to complement this industry. Whilst relatively few people are employed locally in the industry today, vestiges of the trade give Macclesfield a distinctive character (and over 120 mills!), one that can be explored on foot and in several fine heritage and museum locations.



**The Silk Museum** is on Park Lane at the southern end of the town. The museum is housed in the former Art School and explains the history and process of silk production - 'from bugs to beauty' - highlighting the skills needed to produce the luxurious fabric. You can take a guided tour of **Paradise Mill**, right next door and in commercial use until 1981. The mill is now a fascinating glimpse into a lost industrial age, with working Jacquard handlooms set in the typical workshop conditions of the booming 1930's and still used to process the highest quality silk.

*Both are open during afternoons and are closed on Sundays. A charge is made for admission to the Silk Museum and an additional charge is made for the Paradise Mill tour. Phone 01625 618228.*





**The Heritage Centre** is located in the imposing former Sunday School on Roe Street. This weaves together the diverse threads of the industry in displays brimming with garments, textiles, pattern books, documents, old photos and an excellent interactive audio-visual programme explaining the genesis and development of this most unusual industry.

*The museum is open daily. A charge is made for admission. Phone **01625 613210**. A ticket allowing admission to all the Silk Industry Museums is available.*

Complementing these attractions is a self-guided **Silk Trail**; a walking tour around the town centre taking you past buildings and locations that grew up thanks to silk worms and mulberry trees. This is obtainable from the Tourist Information Centre and the above attractions, priced £1.50.

## Glorious Gawsworth - a wonderful example of medieval architecture

Just three miles south-west of Macclesfield is the little village of Gawsworth. Here, above the village lake, you'll find a marvellous medieval church with fine effigy tombs. Next door is the superb **Gawsworth Hall**, one of Cheshire's best medieval, half-timbered country houses - it even has its own jousting ground!

*Between May and September the Hall is open every day except Thursdays and Fridays. During high summer (mid June to end August) it is open daily. Please check opening at other times of year. A charge is made for admission. For more information phone **01260 223456** or visit [www.gawsworthhall.com](http://www.gawsworthhall.com)*

Just south of the church is the sublime Harrington Arms pub one of the very few surviving farmhouse pubs in England.

You can get to and from Gawsworth on a bus 38, which runs hourly every day and evening. Catch the bus at Macclesfield bus station and get off at Gawsworth crossroads and walk along Church Lane to the Hall.





# Planning your journey

**When you go by bus, train and tram you won't need to worry about driving unfamiliar routes, finding somewhere to park or keeping the kids entertained along the way.**

**You will all be free to relax and enjoy the views on your route.**

Macclesfield is connected by direct train services to and from Manchester Piccadilly, Stockport and other stations on the Macclesfield rail line. There is also a direct bus from Manchester Piccadilly Gardens to Macclesfield, which runs, via Kingsway and Cheadle.

If you need to make a connection to catch these services it is probably easiest to do this in Manchester centre. Manchester is easy to reach by bus, train and tram from all parts of Greater Manchester. Most districts have a direct bus connection to the city centre and direct services run to Manchester from all town centre bus stations. Most train and every tram route includes a stop in Manchester centre.

**Most public transport services run until around 11pm Mondays to Saturdays. On Sundays and public holidays services run less frequently and last services may finish a little earlier.**

We've made general recommendations for your journey, based on starting points in different districts of Greater Manchester on the next page, but for details of exact times and routes please phone Traveline on **0871 200 22 33\***

Starting and finishing from (area or district).	The information shown is for your guidance. Please phone Traveline <b>0871 200 22 33*</b> for details of exact routes and times.
Manchester	<p>Check if there is a convenient bus or train service direct to Macclesfield, otherwise catch a bus, train or tram to Manchester city centre and catch a train from Manchester Piccadilly to Macclesfield.</p> <p>The return journey is the reverse of above.</p>
Stockport	<p>Check if there is a convenient bus or train service direct to Macclesfield, otherwise catch a bus or train to Stockport and catch a train from Stockport to Macclesfield.</p> <p>The return journey is the reverse of above.</p>
Bury Salford Trafford	<p>Check if there is a convenient bus, train or tram service direct to Manchester, otherwise catch a bus, train or tram to your nearest town centre and make a direct connection there. Then catch a train from Manchester Piccadilly to Macclesfield.</p> <p>The return journey is the reverse of above.</p>
Bolton Oldham Rochdale Tameside Wigan	<p>Check if there is a convenient bus, train or tram service direct to Manchester, otherwise catch a bus, train or tram to your nearest town centre and make a direct connection there. Then catch a train from Manchester Piccadilly to Macclesfield.</p> <p>The return journey is the reverse of above.</p>

\* Calls cost 10p a minute from landlines, mobile and landline networks may charge an additional tariff.

## Choosing and buying tickets

You'll enjoy great value when you travel by public transport. Travel costs less 'off-peak' – after 9.30am on weekdays, or anytime at the weekends or on public holidays. Single tickets are available for every public transport journey and some companies also offer returns and their own 'day' tickets that are valid on their services only.

Whichever ticket you choose for yourself, accompanied children under five travel free.

We recommend Wayfarer tickets to make this trip.

### To travel further by bus, train and tram **OFF-PEAK**

Wayfarer tickets are ideal if you're travelling further afield for the day. You can use them for travel throughout Greater Manchester and also parts of Derbyshire, Lancashire, Cheshire and Staffordshire. With a Wayfarer ticket you can travel by bus at any time and by train and tram after 9.30am Monday to Friday and all day at weekends and public holidays.

- **Wayfarer Adult** £10.00
- **Wayfarer Group** £20.00 (up to four people, including two adults)
- **Wayfarer Concession** £5.00 (aged 5-15 or 60 and over)

Available in advance from GMPT Travelshops, staffed rail stations and tourist information centres in the Peak District. You cannot buy them on the bus, on the train or at Metrolink tram stops.


### Season ticket holders

Don't forget if you have a Traincard, Countycard or County Bus Saver you can use it to travel throughout Greater Manchester. And if you have a Greater Manchester rail season ticket (for journeys between two Greater Manchester rail stations) you can travel by train anywhere in Greater Manchester at weekends and public holidays. If you are travelling to the destination in this leaflet you will need to make an additional payment for the section of your journey outside Greater Manchester.

*All prices shown correct September 2009.*

# WAYFARER

By bus, train and Metrolink tram - throughout Greater Manchester and into Derbyshire, Staffordshire, Cheshire, Lancashire and West Yorkshire



## The day ticket that lets you travel far and wide

For full details, visit [www.gmpte.com/wayfarer](http://www.gmpte.com/wayfarer) or pick up a leaflet from GMPT Travelshops and other local information outlets, or order a leaflet by phoning **0871 200 22 33** (Calls cost 10p per minute from landlines, mobile and landline networks may charge an additional tariff. Lines are open 7am to 8pm Monday to Friday, 8am to 8pm Saturdays, Sundays and public holidays)



# Getting more information

## By phone (ideal when you're out and about!)

**Buses, trains and trams:** Phone Traveline on **0871 200 22 33\*** (7am – 8pm Mon to Fri, 8am – 8pm Sat & Sun and public holidays) for information about bus, train and tram times and the tickets that will suit you best.

**Trains:** For up-to-the-minute information about the next train from any Greater Manchester rail station, simply phone 'How's my train running?' on **0161 228 0322** and follow the instructions given. Our automated service will tell you what time the next train is and if there are any delays.

**Buses:** You can check bus times from most bus stops using your mobile phone.

- **Key in** the bus stop code on your mobile phone – the code is shown on the bus stop plate.
- **Text** the code to number **84268**.
- **Read** the text reply giving you timetable information for buses using your stop. (Service costs 25p plus the standard charge from your mobile phone service provider.)

## Online

Full information about public transport services and a journey planner is available online at **www.gmpte.com**

## In print

GMPTe produce a range of timetables and information about public transport which you can pick up at any **GMPTe Travelshop**.

## By post

Ask for leaflets to be posted to you by phoning **0871 200 22 33\*** saying which leaflet or timetable you require.

\*Calls cost 10p a minute from landlines, mobile and landline networks may charge an additional tariff.

# Connecting People with Places



## FREE pocket guide

*Greater Manchester has lots to offer when it comes to connecting people with places. Whether it's shopping, sight-seeing, visiting friends or just getting to and from work; you can do it using buses, trains and Metrolink trams.*

Our pocket guide is crammed with useful tips and info such as:

- Planning your journeys
- Choosing the best tickets
- Free travel in the city centre
- Useful maps
- Information on the move

Order your copy today.

Phone: **0871 200 22 33**

(Calls cost 10p a minute from landlines, mobile and landline networks may charge an additional tariff. Lines are open 7am to 8pm Monday to Friday, 8am to 8pm Saturdays, Sundays and public holidays.)

or visit: **www.gmpte.com**



**GMPTe**

This is one of a range of GMPTE 'Places to Go' guides, giving you ideas for walks, attractions, places to visit and things to see in Greater Manchester and surrounding areas. The guides are completely **FREE** and each one gives you carefully researched, helpful information about the places featured, recommended routes for superb walks and details of how to get there and back by public transport.



If you would like other 'Places to Go' guides:

- **Call at a GMPTE Travelshop (at bus stations in Greater Manchester).**
- **Visit [www.gmppte.com](http://www.gmppte.com) where you can order online.**
- **Phone 0871 200 22 33 and leave your details.**

(Calls cost 10p a minute from landlines, mobile and landline networks may charge an additional tariff. Lines are open 7am to 8pm Monday to Friday, 8am to 8pm Saturdays, Sundays and public holidays)

If you have any comments about this leaflet or suggestions for new guides please email [publicity@gmppte.gov.uk](mailto:publicity@gmppte.gov.uk) or write to **Marketing Communications, GMPTE, PO Box 429, Manchester M60 1HX**

*Disclaimer: The information provided in this guide has been carefully checked but GMPTE cannot accept responsibility for inaccuracies or errors.*



PO Box 429  
Manchester  
M60 1HX

Tel 0161 244 1000  
Fax 0161 244 1011

**public transport information**



**0871 200 22 33**  
10p a minute from landlines  
**traveline.info**

7am - 8pm Mon to Fri • 8am - 8pm Sat, Sun & Public Hols