

Places to GO...

Exploring **Bury** and the East Lancashire Railway

Town trail and public transport information



Transport for
Greater Manchester

Archive copy only

Please note that some of this
information is now out of date.

This may include the walking
route, contact numbers and
public transport information.





Welcome to GMPTe's 'Places to Go' guide,

Exploring Bury

**Markets and mills, steam trains
and stunning scenery**

Browse for a bargain at the market, take a ride on a steam train or enjoy a countryside walk – with easy access by public transport.

Explore one of south Lancashire's famous old industrial mill towns, set in the verdant valley of the River Irwell, which tumbles through the town on route from the Pennine Moors... step back to a lost age of steam trains... get out and about with a walk in the country.

It's easy to get to Bury by tram or bus – Bury Interchange is at the heart of the town and close to a number of attractions and heritage sites, making this characterful town a great destination for varied days out.

Make it an even better day out

Start your day by stepping onto a bus, train or tram.

You don't need a car to get out there and enjoy yourself! Simply step onto a bus, train or tram and you're on your way to a great day out, by yourself or with friends or family. The adventure begins from the moment you step out of the door.

Greater Manchester has an excellent public transport system that'll take you where you want to go quickly and easily. It's a fun way to get out and about, no-one has to drive so you can all enjoy the journey – and you don't have to worry about traffic jams, getting directions or parking problems. Better still, at the end of the day everyone is free to relax in the pub!

See inside for a handy guide to:

- | | |
|---|----------------|
| - <i>Planning your journey</i> | <i>page 10</i> |
| - <i>Choosing and buying the best ticket</i> | <i>page 12</i> |
| - <i>Getting more information</i> | <i>page 14</i> |



Taking in the town centre attractions

Bury market is one of the largest in the country with over 370 stalls offering an amazing choice and variety from real, fresh food to household goods and fashion. The Bury Black Pudding is, of course, world renowned and where better to buy it but at this award winning market.

Full markets are held on Wednesdays, Fridays and Saturdays. The Indoor Market is open Monday to Saturday and the Fish

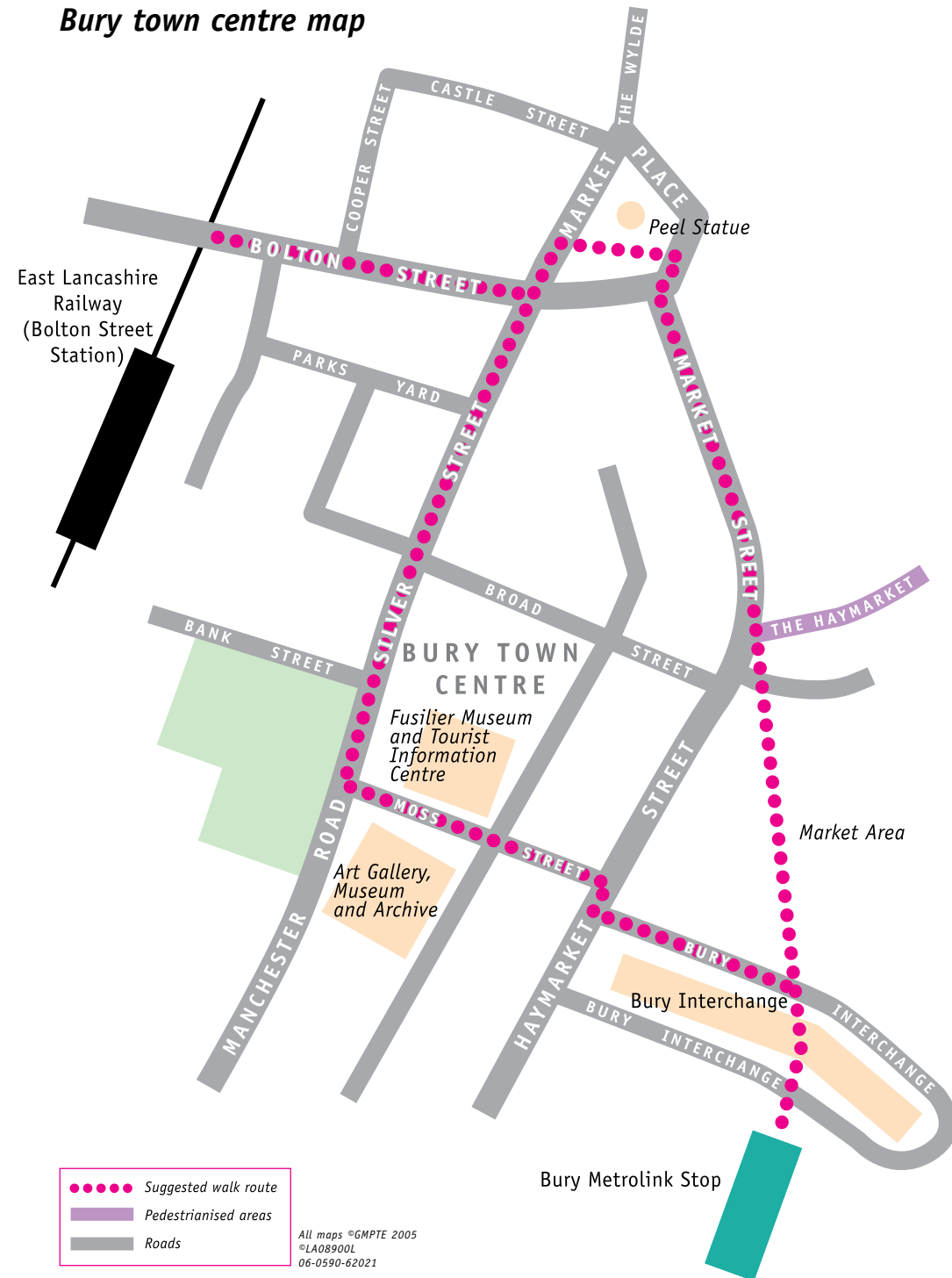
and Meat Hall is open Monday to Saturday, but closed on Tuesday afternoons. For more information phone 0161 253 6520 or visit www.burymarket.com

On Moss Street, just a minute's stroll from Bury Interchange, is **Bury Art Gallery, Museum and Archive**. The museum and archive traces Bury's history through themed displays and local records. This family attraction has a varied programme of changing exhibitions and events. It's also home to 'Contrasts', a popular display of 19th and 20th century art, selected from the permanent collection.

Entry is free, and the museum is open daily except Sundays and Mondays. For more information phone or visit www.bury.gov.uk/arts



Bury town centre map





In the Market Square near **St. Mary's parish church** is a **statue of Sir Robert Peel**, Prime Minister of Britain in the early days of Victoria's reign. Born in Bury in 1788, he was the local MP and responsible for founding the police force as we know it today. He also pushed the repeal of the Corn Laws through Parliament in 1846, allowing the importation of cheap American corn, which made a great difference to the lives of working class folk. **The Peel Tower** high on Harcles Hill to the north of Bury was also erected in his honour.

A fascinating military heritage

Bury is the home base of the Lancashire Fusiliers Regiment, which was founded as long ago as 1688. The new **Fusilier Museum** has permanent interactive galleries displaying its excellent regimental collections, acquired over nearly 350 years. The collection includes material linked with General Wolfe and Napoleon and comes right up to the present day offering insights into army life in the 21st century. The museum has a lively programme of activities and events throughout the year.

The museum is open daily from 10am with the last admission at 4pm. Times may change so please check before your visit. Phone 0161 763 8950 or visit www.fusiliermuseum.com

The museum is the new home for Bury's **Tourist Information Centre**.

The Tourist Information Centre is open daily. Phone 0161 253 5111.



The East Lancashire Railway

Just a short stroll from Bury Interchange visitors can take a trip behind a beautifully restored steam engine between Bury, Rawtenstall and Heywood – a round trip of 24 miles. The service allows you to explore the area which includes the town of Ramsbottom with its specialist shops, cafes and restaurants.

The mainly steam-hauled service runs on Saturdays, Sundays and public holidays (except Christmas Day) throughout the year. Additional mid-week services run during the Easter holidays and the summer season. Annual events include a 1940s weekend, family fun days and Santa specials.

For your return journey to Bury you can either choose to simply return on the train or alight at Ramsbottom to follow a section of the **Irwell Sculpture Trail** to Summerseat station and catch a train from there to Bury (*see page 9*).



Opening winter 2009 – The redeveloped Bury Transport Museum will form part of the East Lancashire Railway Experience. Housed in a Grade 1 listed goods shed the museum will use the fascinating collection of road and rail vehicles to tell the story of transport in the area.

For more information about visiting the East Lancashire Railway and Bury Transport Museum phone 0161 764 7790 or visit www.east-lancs-rly.co.uk

Irwell Sculpture Trail

Start: Ramsbottom station.

Finish: Summerseat station.

Distance: 1½ miles.

Time: 1 hour.

Terrain: Easy.

Family friendly: Yes.

Accessibility: Good.

Recommended footwear: Light.



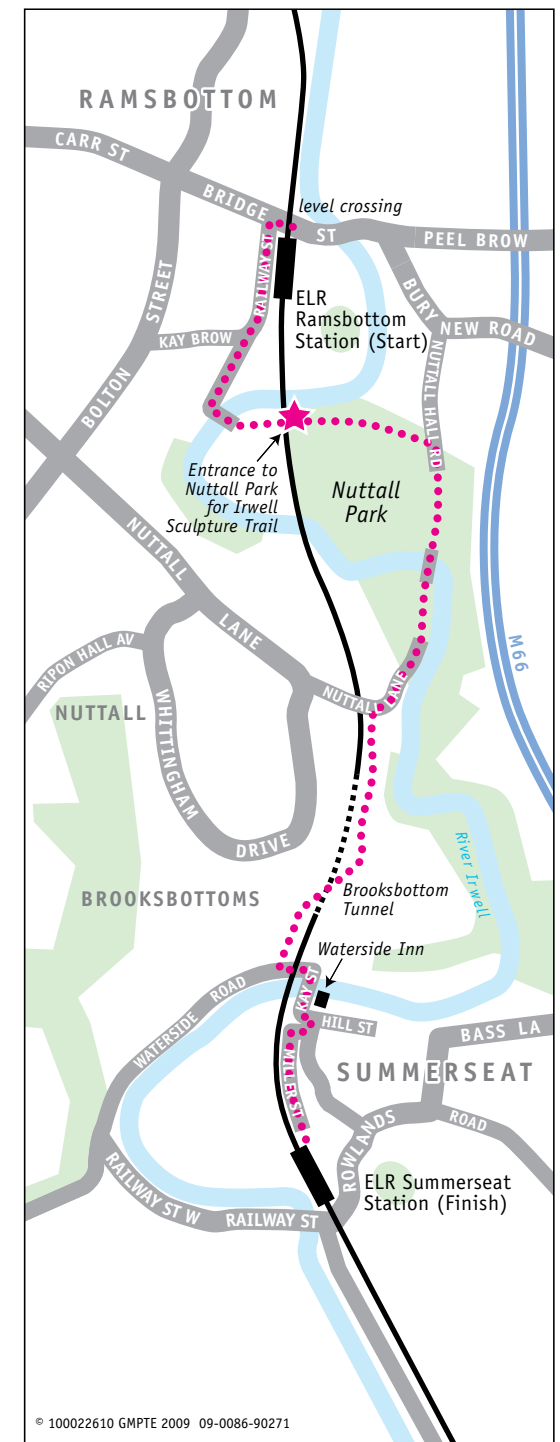
The Bury area is ideally sited for a variety of walks, from easy ambles to more strenuous routes.

This is an easy walk, picking up the Irwell Sculpture Trail in **Nuttall Park**, not far from **Ramsbottom East Lancashire Railway station**. It's a well used and marked path, crossing the River Irwell at the site of the abandoned Nuttall village before heading south to reach **Brooksbottoms**. Here walk past the **Waterside Inn** and keep the railway to your right, following the roughening **Miller Street** through to **Summerseat station** for the steam train ride back to Bury.

If you want to find out about other sections of the trail we recommend you obtain leaflets by visiting www.irwellsculpturetrail.co.uk where you can print them for yourself.

You can also download walks in the area at www.manchesterscountryside.com

Leaflets and booklets giving details about routes and local history are available either free or at low cost from Bury Tourist Information Centre in the town centre (see page 6).



© 100022610 GMPTE 2009 09-0086-90271

Planning your journey

When you go by bus, train and tram you won't need to worry about driving unfamiliar routes, finding somewhere to park or keeping the kids entertained along the way. You will all be free to relax and enjoy the views on your route.


Bury is easy to get to using public transport with buses and trams linking the town directly to many places in Greater Manchester. Bury Interchange is well served by buses from surrounding areas and trams from Altrincham, Eccles and Manchester city centre. It's easy to make connections in Manchester from other bus and train services because all trams to Bury run via Manchester city centre.

Most public transport services run until around 11pm Mondays to Saturdays. On Sundays and public holidays services run less frequently and last services may run a little earlier.

We've made general recommendations for your journey, based on starting points in different districts of Greater Manchester below, but for details of exact times and routes please phone Traveline on **0871 200 22 33***.

<i>Starting and finishing from (area or district).</i>	<i>The information shown is for your guidance. Please phone Traveline 0871 200 22 33* for details of exact routes and times.</i>
Bury	If you live near Bury there will probably be a convenient bus or tram service to and from Bury Interchange.
Bolton Rochdale	Check if there is a convenient bus service direct to Bury, otherwise catch a bus or train to Manchester then catch a bus or tram from a city centre stop to Bury Interchange. The return journey is the reverse of above.
Oldham Stockport Tameside Wigan	Catch a bus or train to Manchester centre then catch a bus or tram from a city centre stop to Bury Interchange. The return journey is the reverse of above.
Trafford Salford Manchester	Check if there is a convenient bus or tram service direct to Bury, otherwise catch a bus, train or tram to Manchester then catch a bus or tram from a city centre stop to Bury Interchange The return journey is the reverse of above.

*Calls cost 10p a minute from landlines, mobile and landline networks may charge an additional tariff.



Choosing and buying tickets

You'll enjoy great value when you travel by public transport.

Travel costs less 'off-peak' – after 9.30am on weekdays, or anytime at the weekends or on public holidays and so we recommend that you make the most of the bargain priced 'off-peak' tickets shown below.

Single tickets are available for every public transport journey and some companies also offer returns and their own 'day' tickets that are valid on their services only. If your trip involves changes or multiple journeys, there's an excellent choice of 'off-peak' tickets which allow you to travel throughout Greater Manchester, making as many journeys as you want. They last the whole day so you don't have to keep paying fares each time you travel – and these tickets can be used on nearly all companies' services.

Whichever ticket you choose for yourself, accompanied children under five travel free. A special fixed low fare called the 'concessionary fare' is available for under 16's and on trains and trams they pay approximately half fare. Child fares are also available for all the tickets featured except DaySaver.

National Concessionary Travel Passes are issued throughout England and allow free off-peak travel on bus services. GMPTE passes issued to residents of Manchester also allow free travel on trams and local trains in Greater Manchester at off-peak times and for reduced concessionary fares at other times.

An Under-16 Card is needed to travel on Metrolink if you are aged 13 to 15. These are available free and you can get an application form from GMPTE Travelshops or visit www.gmpte.com

For bus, train and tram

OFF-PEAK

DaySaver tickets are available for various combinations of bus, train and tram travel. Simply buy your ticket from the bus driver, rail station booking office (or the train conductor if closed) or Metrolink ticket machine before your first trip of the day.

- **DaySaver Bus only** £4.30
(also available before 9.30am for £4.60)
- **DaySaver Bus and Train** £5.30
- **DaySaver Bus and Tram** £5.80
- **DaySaver Train and Tram** £6.30
- **DaySaver Bus, Train and Tram** £7.00

For train only

OFF-PEAK

Rail Ranger gives you unlimited 'off-peak' travel on all trains in Greater Manchester for a whole day. Buy Rail Ranger from the station booking office or the train conductor if the booking office is closed.

- **Rail Ranger** Adult £4.00, Child £2.00

For tram only

OFF-PEAK

MetroMax gives you unlimited 'off-peak' travel on all Metrolink tram routes for a whole day. You can buy MetroMax from Metrolink ticket machines at all tram stops.

- **MetroMax** (off-peak price depends on boarding stop)
Adult £2.90 – £4.00, Child £1.10 – £1.70
Also available before 9.30am – Adult £6.00, Child £2.60
- **MetroMax Four-Adult** £10.00
- **MetroMax Family** £6.20 any day Monday to Friday, £5.00 Saturday or Sunday (up to three children, accompanied by one or two adults)
- **MetroMax Weekend** Adult £5.00, Child £2.50, Family £7.00

To travel further by bus, train and tram

OFF-PEAK

Wayfarer tickets are ideal if you're travelling further afield for the day. You can use them for travel throughout Greater Manchester and also parts of Derbyshire, Lancashire, Cheshire and Staffordshire. With a Wayfarer ticket you can travel by bus at any time and by train and tram after 9.30am Monday to Friday and all day at weekends and public holidays.

- **Wayfarer Adult** £10.00
- **Wayfarer Group** £20.00 (up to four people, including two adults)
- **Wayfarer Concession** £5.00 (aged 5-15 or 60 and over)

Available in advance from GMPTE Travelshops, staffed rail stations and tourist information centres in the Peak District. You cannot buy them on the bus, on the train or at Metrolink tram stops.

Season ticket holders

Don't forget if you have a Traincard, Countycard or County Bus Saver you can use it to travel throughout Greater Manchester. And if you have a Greater Manchester rail season ticket (for journeys between two Greater Manchester rail stations) you can travel by train anywhere in Greater Manchester at weekends and public holidays.

For more information about day tickets visit www.gmpte.com/daytickets or phone 0871 200 22 33 for a leaflet. (Calls cost 10p a minute from landlines, mobile and landline networks may charge an additional tariff).

All prices shown correct September 2009.

Getting more information

By phone (ideal when you're out and about!)

Buses, trains and trams: Phone Traveline on **0871 200 22 33*** (7am – 8pm Mon to Fri, 8am – 8pm Sat & Sun and public holidays) for information about bus, train and tram times and the tickets that will suit you best.

Trains: For up-to-the-minute information about the next train from any Greater Manchester rail station, simply phone **'How's my train running?'** on **0161 228 0322** and follow the instructions given. Our automated service will tell you what time the next train is and if there are any delays.

Buses: You can check bus times from most bus stops using your mobile phone.

- **Key in** the bus stop code on your mobile phone – the code is shown on the bus stop plate.
- **Text** the code to number **84268**.
- **Read** the text reply giving you timetable information for buses using your stop. (Service costs 25p plus the standard charge from your mobile phone service provider.)

Online

Full information about public transport services and a journey planner is available online at **www.gmpte.com**

In print

GMPTe produce a range of timetables and information about public transport which you can pick up at any **GMPTe Travelshop**.

By post

Ask for leaflets to be posted to you by phoning **0871 200 22 33*** saying which leaflet or timetable you require.

*Calls cost 10p a minute from landlines, mobile and landline networks may charge an additional tariff.

Connecting People with Places



FREE pocket guide

Greater Manchester has lots to offer when it comes to connecting people with places. Whether it's shopping, sight-seeing, visiting friends or just getting to and from work; you can do it using buses, trains and Metrolink trams.

Our pocket guide is crammed with useful tips and info such as:

- Planning your journeys
- Choosing the best tickets
- Free travel in the city centre
- Useful maps
- Information on the move

Order your copy today.

Phone: **0871 200 22 33**

(Calls cost 10p a minute from landlines, mobile and landline networks may charge an additional tariff. Lines are open 7am to 8pm Monday to Friday, 8am to 8pm Saturdays, Sundays and public holidays.

or visit: **www.gmpte.com**



GMPTe

This is one of a range of GMPTE 'Places to Go' guides, giving you ideas for walks, attractions, places to visit and things to see in Greater Manchester and surrounding areas. The guides are completely **FREE** and each one gives you carefully researched, helpful information about the places featured, recommended routes for superb walks and details of how to get there and back by public transport.



If you would like other 'Places to Go' guides:

- **Call at a GMPTE Travelshop (at bus stations in Greater Manchester).**
- **Visit www.gmppte.com where you can order online.**
- **Phone 0871 200 22 33 and leave your details.**

(Calls cost 10p a minute from landlines, mobile and landline networks may charge an additional tariff. Lines are open 7am to 8pm Monday to Friday, 8am to 8pm Saturdays, Sundays and public holidays)

If you have any comments about this leaflet or suggestions for new guides please email publicity@gmppte.gov.uk or write to **Marketing Communications, GMPTE, PO Box 429, Manchester M60 1HX**

Disclaimer: The information provided in this guide has been carefully checked but GMPTE cannot accept responsibility for inaccuracies or errors.



PO Box 429
Manchester
M60 1HX

Tel 0161 244 1000
Fax 0161 244 1011

public transport information



0871 200 22 33
10p a minute from landlines
traveline.info

7am - 8pm Mon to Fri • 8am - 8pm Sat, Sun & Public Hols