

A photograph of Bolton Town Hall, a grand neoclassical building with a prominent clock tower. The building features a portico with several columns and a large clock face on the tower. The sky is clear and blue.

**Places to GO...**

**Exploring Bolton  
and local attractions**

*Town trail and public transport information*



**Archive copy only**

Please note that some of this information is now out of date.

This may include the walking route, contact numbers and public transport information.





Welcome to GMPTe's 'Places to Go' guide,  
**Exploring Bolton**

*Beautiful buildings, pretty parks,  
history and heritage*



Explore the town and its history, discover exotic wildlife and experience the lifestyle of times gone by.

Bolton's old name - Bolton-le-Moors - perfectly describes the setting of this characterful cotton town, with the stunning west Pennine moors rising boldly above. In and around the town there's a rich architectural heritage of countless old cotton and textile mills, along with theatres and arts complexes, museums, superb shops and markets, country parks and old halls.

There's plenty to do on a day visit here: we've put together a choice of four recommended walks, but there are lots more options available too - a visit to the Tourist Information Centre in Le Mans Crescent, in the same building as the Art Gallery, Museum and Aquarium, will provide you with a wealth of information.

### ***Make it an even better day out***

Start your day by stepping onto a bus, train or tram.

You don't need a car to get out there and enjoy yourself! Simply step onto a bus, train or tram and you're on your way to a great day out, by yourself or with friends or family. The adventure begins from the moment you step out of the door.

Greater Manchester has an excellent public transport system that'll take you where you want to go quickly and easily. It's a fun way to get out and about, no-one has to drive so you can all enjoy the journey - and you don't have to worry about traffic jams, getting directions or parking problems. Better still, at the end of the day everyone is free to relax in the pub!

See inside for a handy guide to:

- |                                      |                |
|--------------------------------------|----------------|
| <b>- Planning your journey</b>       | <i>page 10</i> |
| <b>- Choosing and buying tickets</b> | <i>page 12</i> |
| <b>- Getting more information</b>    | <i>page 14</i> |

## Exploring the town centre


Dominating Victoria Square, the graceful Town Hall is one of the finest municipal buildings of any English town. Just behind this, on Le Mans Crescent, are the splendid **Museum, Art Gallery** and **Aquarium**. It's home to a wide-ranging collection of artefacts and pieces, including an impressive collection of ancient Egyptian mummies and associated ephemera as well as relics from the ages of the dinosaurs and stone-age man, geological, local history and wildlife galleries.

The fine and decorative art collection is amongst the best in the north of England, including a portfolio of works by the acclaimed sculptor Jacob Epstein, American landscape paintings by Thomas Moran and an archive of photographs taken in the 1930's by Humphrey Spender when Bolton was chosen as the location for a "Mass Observation" socio-economic study and re-christened "Worktown". The basement Aquarium has long been a favourite with locals and visitors alike, with its collections of fishes from the Amazon and Africa, together with snakes in a vivarium.

*Entry to all these is free. Phone 01204 332211 or visit [www.boltonmuseums.org.uk](http://www.boltonmuseums.org.uk)*



**St Peter's, Parish Church of Bolton-le-Moors**, is at the eastern edge of the town centre on Churchgate. One of the region's largest and grandest parish churches, it was largely rebuilt in Victorian times thanks to benefactors made wealthy by the cotton trade. One famous industrialist buried here is Samuel Crompton, who developed his spinning "mule," which fundamentally enhanced the cotton industry's capacity to manufacture ever-greater quantities of cloth, leading to the rapid growth of places such as Bolton.



As you explore the town you'll get some fascinating glimpses of its medieval origins - **Ye Olde Man & Scythe pub**, on Churchgate, dates in part back to the 12th century and is one of the oldest in Britain.

There's a curious elephant connection too - with an elephant in the town's coat-of-arms, and many incarnations of the beast around the town centre. Keep your eyes peeled for them!

## A stroll in the park

Just a short bus trip (*see page 10*) to the north-west of Bolton town centre is **Moss Bank Park**, once the landscaped estate of a cotton magnate. This splendid municipal park has many of the usual facilities including gardens, pitch 'n' putt, bowls and a miniature railway, but has an ace up its sleeve -

**Animal World**. Right at the heart of the park, this is a collection of small domestic and exotic birds, reptiles and animals. Also here is the unusual Butterfly House, a hothouse where tropical and European butterflies fly free, feeding on the nectar produced by a wealth of flowering plants from around the globe.

*Entry is free. Open daily from 10am, with closing times varying from day to day and summer to winter. Phone 01204 334050.*

## Stepping back into the past

Just a short walk (10 mins) from Moss Bank Park is **Smithills Country Park**. To get there, head for the huge old mill chimney, walk down Smithills Croft Road, turn left at the sharp bend onto a cobbled path and shortly follow the enclosed path to cross Smithills Dean Road. At the heart of the Park is **Smithills Hall**, a confection of medieval, Tudor and Victorian styles in the midst of extensive landscaped grounds. The Hall features a renowned collection of Stuart furniture and strives to illustrate the changes in social and domestic life between the 14th and 19th centuries. Look out for the famous bloody footprint here too!

*The Hall is open Tuesdays to Fridays, Sundays and Bank Holiday Mondays April to October 12pm - 5pm; and open Fridays and Sundays November to March 12pm - 4pm (last entry 1 hour before closing). See page 10 for details of buses. For more information and prices phone 01204 332377*



A little further into the Country Park is the **Smithills Open Farm**, where the opportunity to feed both traditional and more unusual animals adds to the experience of visiting a farm with a vast variety of animals old and young.

*The farm is open daily 10am - 5pm. For information and prices phone 01204 595765 or visit [www.smithillsopenfarm.co.uk](http://www.smithillsopenfarm.co.uk)*

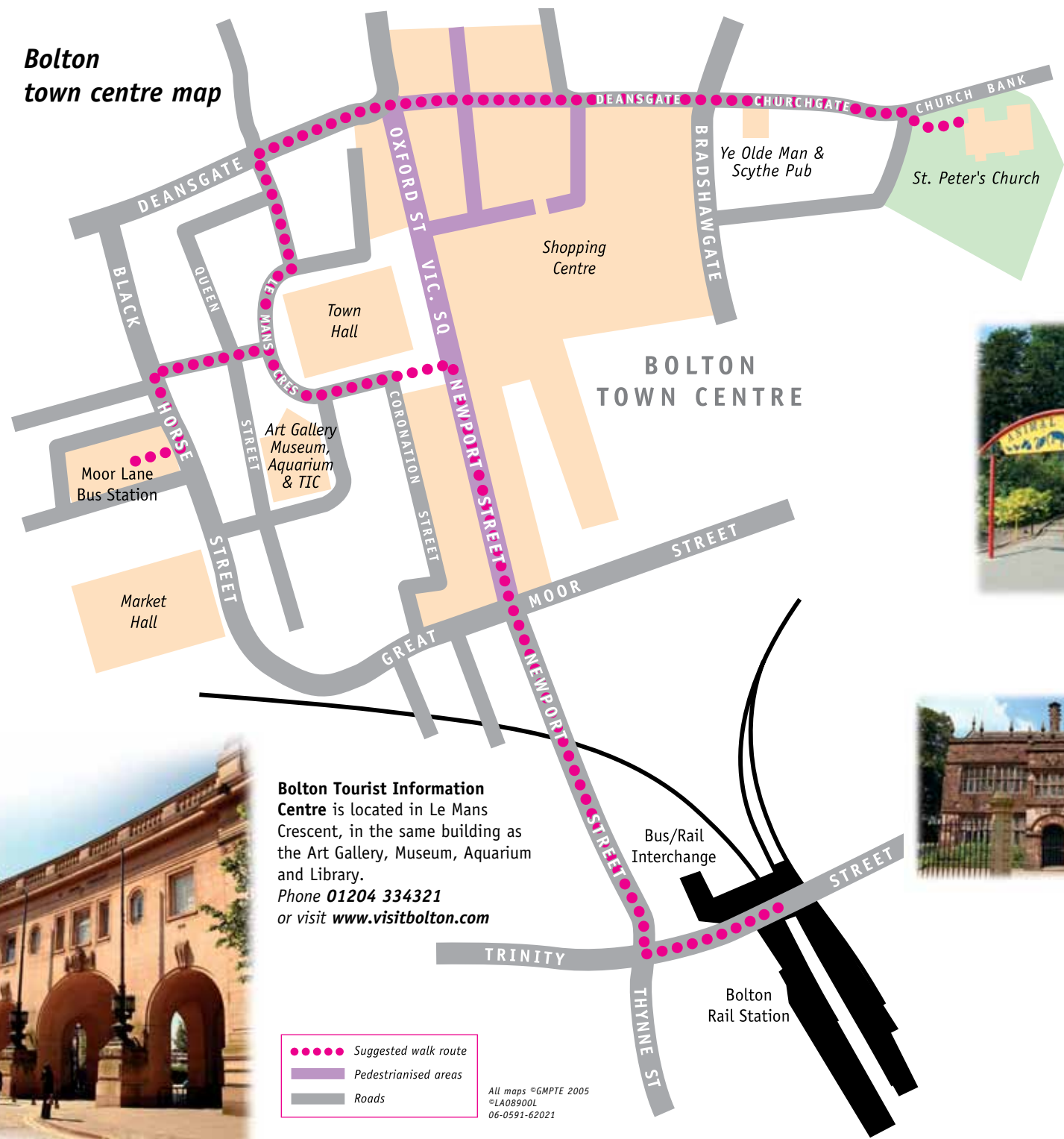
## Touring a wonderful medieval hall

Bolton is fortunate in also having another wonderful example of a medieval hall. This is **Hall i' th' Wood**, once home to the industrialist Samuel Crompton later restored to its former glory and donated to the town of Bolton by Lord Leverhulme 100 years ago. An elegant mix of half-timbering and gritstone built between 1483 and 1648, it houses some impressive period furnishings, paintings and ceramics as well as Crompton memorabilia.

*The Hall is open Wednesdays to Sundays and Bank Holiday Mondays between Easter and October, 12am - 5pm, (last admission 4.15pm) and open weekends only in the winter, same hours. See page 10 for details of buses and trains. For information phone 01204 332370 or visit [www.boltonmuseums.org.uk](http://www.boltonmuseums.org.uk)*



**Bolton town centre map**



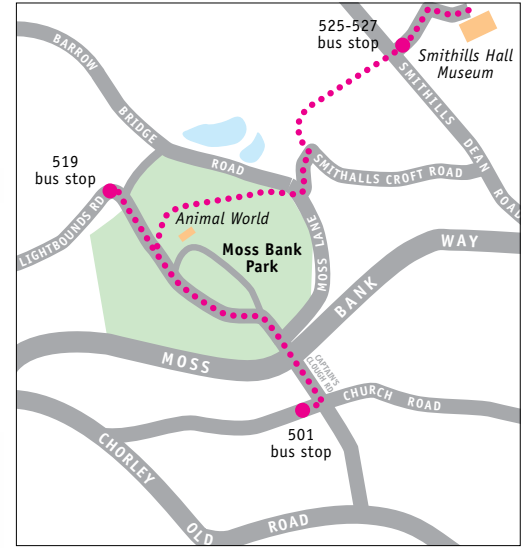
**Bolton Tourist Information Centre** is located in Le Mans Crescent, in the same building as the Art Gallery, Museum, Aquarium and Library.  
 Phone **01204 334321**  
 or visit [www.visitbolton.com](http://www.visitbolton.com)

- Suggested walk route
- ▬ Pedestrianised areas
- ▬ Roads

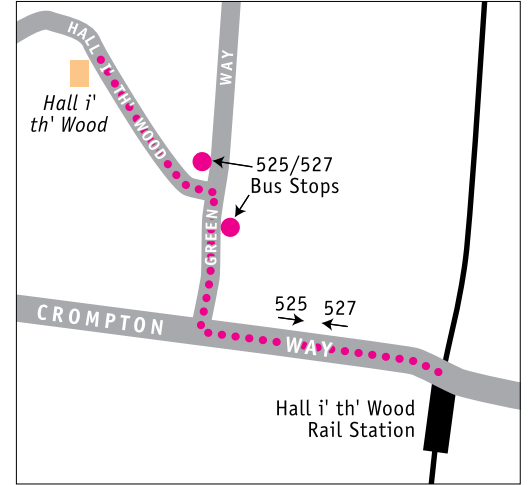
All maps ©GMPT 2005  
 ©LA08900L  
 06-0591-62021



**Moss Bank Park and Smithills Hall**



**Hall i' th' Wood**



# Planning your journey

**When you go by bus, train and tram you won't need to worry about driving unfamiliar routes, finding somewhere to park or keeping the kids entertained along the way. You will all be free to relax and enjoy the views on your route.**

Bolton is easy to get to using public transport with buses and trains linking the town directly to many places in Greater Manchester and beyond. Bolton Interchange is on Trinity Street at the southern end of the town and is served by buses and trains. There are direct trains from many places including Salford Crescent, Stockport, Wigan and Manchester Airport. Its easy to make connections at these places or in Manchester city centre from other bus, train and tram services.

Moor Lane Bus Station is between Moor Lane and Black Horse Street, behind the Town Hall. All the buses featured in this leaflet stop at Moor Lane Bus Station.

If you're going to include a visit to Moss Bank Park then buses 501 and 519 run frequently from Bolton Moor Lane Bus Station. The 501 runs every day and stops on Captains Clough Road, from where it is a short walk to the park gates. The 519 runs every day and stops on Lightbounds Road. The same services will return you to Bolton for your journey home.

If you walk to Smithills Hall or Smithills Farm you can return to Bolton town centre on bus 526 Monday to Saturday or bus 525 or 527 on Sundays and public holidays from bus stops on Smithills Dean Road.

Hall i' th' Wood is a short walk from Hall i' th' Wood rail station. There are trains every hour direct from Bolton Interchange or catch buses 525 and 527 from Bolton Interchange or Moor Lane Bus Station. Alight at the bus stop on Green Way near to Hall i' th' Wood Lane and follow signs to the hall.

**Most public transport services run until around 11pm Mondays to Saturdays. On Sundays and public holidays services run less frequently and last services may finish a little earlier.**

We've made general recommendations for your journey, based on starting points in different districts of Greater Manchester on the next page, but for details of exact times and routes please phone Traveline on **0871 200 22 33\***

Starting and finishing from (area or district).	The information shown is for your guidance. Please phone Traveline <b>0871 200 22 33*</b> for details of exact routes and times.
<b>Bolton</b>	If you live near Bolton there will probably be a convenient bus or train service to and from the town.
<b>Bury</b>	Check if there is a convenient bus service direct to Bolton, otherwise catch a bus or tram to Bury Interchange and make a direct bus connection there. The return journey is the reverse of above.
<b>Salford</b>	Check if there is a convenient bus or train service direct to Bolton. Alternatively check for direct bus connections from your nearest town. The return journey is the reverse of above.
<b>Stockport</b>	Catch a bus or train to Stockport town centre and make a direct train connection there. Alternatively catch a bus or train to Manchester centre then catch a train from Manchester Piccadilly or Manchester Victoria, or a bus from Shudehill Interchange to Bolton. The return journey is the reverse of above.
<b>Tameside Oldham Rochdale</b>	Catch a bus or train to Manchester centre. Then catch a train from Manchester Piccadilly or Manchester Victoria, or a bus from Shudehill Interchange to Bolton. The return journey is the reverse of above.
<b>Trafford Manchester</b>	Catch a bus, train or tram to Manchester centre. Then catch a direct train from Manchester Piccadilly or Manchester Victoria, or a bus from Shudehill Interchange to Bolton. The return journey is the reverse of above.
<b>Wigan</b>	Check if there is a convenient bus or train service direct to Bolton, otherwise catch a bus or train to Wigan town centre and make a direct connection there. The return journey is the reverse of above.

\* Calls cost 10p a minute from landlines, mobile and landline networks may charge an additional tariff.

# Choosing and buying tickets

**You'll enjoy great value when you travel by public transport.**

**Travel costs less 'off-peak' – after 9.30am on weekdays, or anytime at the weekends or on public holidays and so we recommend that you make the most of the bargain priced 'off-peak' tickets shown below.**

Single tickets are available for every public transport journey and some companies also offer returns and their own 'day' tickets that are valid on their services only. If your trip involves changes or multiple journeys, there's an excellent choice of 'off-peak' tickets which allow you to travel throughout Greater Manchester, making as many journeys as you want. They last the whole day so you don't have to keep paying fares each time you travel – and these tickets can be used on nearly all companies' services.

Whichever ticket you choose for yourself, accompanied children under five travel free. A special fixed low fare called the 'concessionary fare' is available for under 16's and on trains and trams they pay approximately half fare. Child fares are also available for all the tickets featured except DaySaver.

National Concessionary Travel Passes are issued throughout England and allow free off-peak travel on bus services. GMPTE passes issued to residents of Manchester also allow free travel on trams and local trains in Greater Manchester at off-peak times and for reduced concessionary fares at other times.

An Under-16 Card is needed to travel on Metrolink if you are aged 13 to 15. These are available free and you can get an application form from GMPTE Travelshops or visit [www.gmpite.com](http://www.gmpite.com)

## For bus, train and tram

OFF-PEAK

DaySaver tickets are available for various combinations of bus, train and tram travel. Simply buy your ticket from the bus driver, rail station booking office (or the train conductor if closed) or Metrolink ticket machine before your first trip of the day.

- **DaySaver Bus only** £4.30  
(also available before 9.30am for £4.60)
- **DaySaver Bus and Train** £5.30
- **DaySaver Bus and Tram** £5.80
- **DaySaver Train and Tram** £6.30
- **DaySaver Bus, Train and Tram** £7.00

## For train only

OFF-PEAK

Rail Ranger gives you unlimited 'off-peak' travel on all trains in Greater Manchester for a whole day. Buy Rail Ranger from the station booking office or the train conductor if the booking office is closed.

- **Rail Ranger** Adult £4.00, Child £2.00

## For tram only

OFF-PEAK

MetroMax gives you unlimited 'off-peak' travel on all Metrolink tram routes for a whole day. You can buy MetroMax from Metrolink ticket machines at all tram stops.

- **MetroMax** (off-peak price depends on boarding stop)  
Adult £2.90 – £4.00, Child £1.10 – £1.70  
Also available before 9.30am - Adult £6.00, Child £2.60
- **MetroMax Four-Adult** £10.00
- **MetroMax Family** £6.20 any day Monday to Friday, £5.00 Saturday or Sunday (up to three children, accompanied by one or two adults)
- **MetroMax Weekend** Adult £5.00, Child £2.50, Family £7.00

## To travel further by bus, train and tram

OFF-PEAK

Wayfarer tickets are ideal if you're travelling further afield for the day. You can use them for travel throughout Greater Manchester and also parts of Derbyshire, Lancashire, Cheshire and Staffordshire. With a Wayfarer ticket you can travel by bus at any time and by train and tram after 9.30am Monday to Friday and all day at weekends and public holidays.

- **Wayfarer Adult** £10.00
- **Wayfarer Group** £20.00 (up to four people, including two adults)
- **Wayfarer Concession** £5.00 (aged 5-15 or 60 and over)

Available in advance from GMPTE Travelshops, staffed rail stations and tourist information centres in the Peak District. You cannot buy them on the bus, on the train or at Metrolink tram stops.

## Season ticket holders

Don't forget if you have a Traincard, Countycard or County Bus Saver you can use it to travel throughout Greater Manchester. And if you have a Greater Manchester rail season ticket (for journeys between two Greater Manchester rail stations) you can travel by train anywhere in Greater Manchester at weekends and public holidays.

For more information about day tickets visit [www.gmpite.com/daytickets](http://www.gmpite.com/daytickets) or phone 0871 200 22 33 for a leaflet. (Calls cost 10p a minute from landlines, mobile and landline networks may charge an additional tariff).

*All prices shown correct September 2009.*

# Getting more information

## By phone (ideal when you're out and about!)

**Buses, trains and trams:** Phone Traveline on **0871 200 22 33\*** (7am – 8pm Mon to Fri, 8am – 8pm Sat & Sun and public holidays) for information about bus, train and tram times and the tickets that will suit you best.

**Trains:** For up-to-the-minute information about the next train from any Greater Manchester rail station, simply phone **'How's my train running?'** on **0161 228 0322** and follow the instructions given. Our automated service will tell you what time the next train is and if there are any delays.

**Buses:** You can check bus times from most bus stops using your mobile phone.

- **Key in** the bus stop code on your mobile phone – the code is shown on the bus stop plate.
- **Text** the code to number **84268**.
- **Read** the text reply giving you timetable information for buses using your stop. (Service costs 25p plus the standard charge from your mobile phone service provider.)

## Online

Full information about public transport services and a journey planner is available online at **www.gmpte.com**

## In print

GMPTe produce a range of timetables and information about public transport which you can pick up at any **GMPTe Travelshop**.

## By post

Ask for leaflets to be posted to you by phoning **0871 200 22 33\*** saying which leaflet or timetable you require.

\*Calls cost 10p a minute from landlines, mobile and landline networks may charge an additional tariff.

# Connecting People with Places



## FREE pocket guide

*Greater Manchester has lots to offer when it comes to connecting people with places. Whether it's shopping, sight-seeing, visiting friends or just getting to and from work; you can do it using buses, trains and Metrolink trams.*

Our pocket guide is crammed with useful tips and info such as:

- Planning your journeys
- Choosing the best tickets
- Free travel in the city centre
- Useful maps
- Information on the move

Order your copy today.

Phone: **0871 200 22 33**

(Calls cost 10p a minute from landlines, mobile and landline networks may charge an additional tariff. Lines are open 7am to 8pm Monday to Friday, 8am to 8pm Saturdays, Sundays and public holidays.)

or visit: **www.gmpte.com**



**GMPTe**

This is one of a range of GMPTE 'Places to Go' guides, giving you ideas for walks, attractions, places to visit and things to see in Greater Manchester and surrounding areas. The guides are completely **FREE** and each one gives you carefully researched, helpful information about the places featured, recommended routes for superb walks and details of how to get there and back by public transport.



If you would like other 'Places to Go' guides:

- **Call at a GMPTE Travelshop (at bus stations in Greater Manchester).**
- **Visit [www.gmpte.com](http://www.gmpte.com) where you can order online.**
- **Phone 0871 200 22 33 and leave your details.**

(Calls cost 10p a minute from landlines, mobile and landline networks may charge an additional tariff. Lines are open 7am to 8pm Monday to Friday, 8am to 8pm Saturdays, Sundays and public holidays)

If you have any comments about this leaflet or suggestions for new guides please email [publicity@gmpte.gov.uk](mailto:publicity@gmpte.gov.uk) or write to **Marketing Communications, GMPTE, PO Box 429, Manchester M60 1HX**

*Disclaimer: The information provided in this guide has been carefully checked but GMPTE cannot accept responsibility for inaccuracies or errors.*



PO Box 429  
Manchester  
M60 1HX

Tel 0161 244 1000  
Fax 0161 244 1011

**public transport information**



**0871 200 22 33**  
10p a minute from landlines  
**traveline.info**

7am - 8pm Mon to Fri • 8am - 8pm Sat, Sun & Public Hols