






-  Greater Manchester bus boundary and crossing point
-  The furthest points (town centres) to which certain GMPTC National Concessionary Travel Pass and Concession Plus Pass concessions are valid
-  Neighbouring counties of Cheshire, Derbyshire, Lancashire, Merseyside & West Yorkshire
-  County boundary
-  District boundary